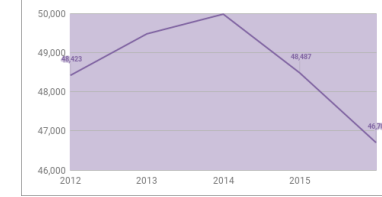
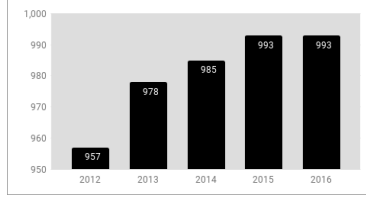


Title (as of 2014)	2014	Salary	2013	Salary	2012	Salary	2011	Salary	2010	Salary
President	Ronald R. Peterson	\$ 2,614,246	Ronald R. Peterson	\$ 3,399,523	Ronald R. Peterson	\$ 15,385,619	Ronald R. Peterson	\$ 3,481,532	Ronald R. Peterson	\$ 1,866,922
EVP & COO	Judy A Reitz SCD	\$ 1,892,164	Judy A Reitz SCD	\$ 1,857,109	Judy A Reitz SCD	\$ 1,806,450	Judy A Reitz SCD	\$ 1,485,323	Judy A Reitz SCD	\$ 901,378
VP General Services	Kenneth Grant	\$ 665,840	Kenneth Grant	\$ 622,135	Kenneth Grant	\$ 603,410	Kenneth Grant	\$ 564,572	Kenneth Grant	\$ 457,514
VP Nursing & PC Services	Karen B. Haller PhD	\$ 627,946	Karen B. Haller PhD	\$ 615,771	Karen B. Haller PhD	\$ 1,552,867	Karen B. Haller PhD	\$ 563,093	Karen B. Haller PhD	\$ 409,666
VP Corporate Security	Keith Hill	\$ 321,537	Keith Hill	\$ 235,660						
VP Facilities	Sally W. Macconnell	\$ 1,046,141	Sally W. Macconnell	\$ 986,615	Sally W. Macconnell	\$ 1,200,547	Sally W. Macconnell	\$ 796,562	Sally W. Macconnell	\$ 534,213
VP Mgmt Systems & Info	Stephanie L Reel		Stephanie L Reel							
VP Medical Affairs	Redonda G. Miller MD		Redonda G. Miller MD		Redonda G. Miller MD					
VP & Gen Counsel, VP Corp	G. Daniel Shealer Jr.	\$ 1,190,848	G. Daniel Shealer Jr.	\$ 1,081,851	G. Daniel Shealer Jr.	\$ 920,751	G. Daniel Shealer Jr.	\$ 584,879	G. Daniel Shealer Jr.	\$ 482,382
VP Finance & Treasurer	Ronald J. Werthman	\$ 1,538,166	Ronald J. Werthman	\$ 1,523,621	Ronald J. Werthman	\$ 1,280,879	Ronald J. Werthman	\$ 1,080,512	Ronald J. Werthman	\$ 894,371
VP for Quality	Renee Demski	\$ 292,092								
VP Human Resources	Bonnie Windsor	\$ 521,191	Bonnie Windsor	\$ 435,119						
Asst. Secretary	Peter B. Mancino	\$ 331,620								
VP Care Coord & Clinical Resource Manag	Amy Deuschendorf	\$ 313,621								
VP Marketing & Communications	Kathy Smith	\$ 253,701								
Former Officer	Richard O. Davis PhD	\$ 1,150,361	Richard O. Davis PhD	\$ 1,169,250	Richard O. Davis PhD		Richard O. Davis PhD	\$ 587,811	Richard O. Davis PhD	\$ 573,477
Former Officer	Dalal J. Haldeman PhD	\$ 611,869	Dalal J. Haldeman PhD	\$ 538,030	Dalal J. Haldeman PhD	\$ 767,762	Dalal J. Haldeman PhD	\$ 455,000	Dalal J. Haldeman PhD	\$ 413,708
Former Officer	Pamela D. Paulk	\$ 1,104,199	Pamela D. Paulk	\$ 976,551	Pamela D. Paulk	\$ 805,466	Pamela D. Paulk	\$ 712,947	Pamela D. Paulk	\$ 573,305
Former Officer	Joanne E. Pollak	\$ 1,615,829	Joanne E. Pollak	\$ 1,589,160	Joanne E. Pollak	\$ 1,385,769	Joanne E. Pollak	\$ 1,145,581	Joanne E. Pollak	\$ 854,513
Former Officer	Stuart Erdman	\$ 254,408								
Former Officer			Renee Demski	\$ 323,177	Renee Demski	\$ 347,925	Renee Demski	\$ 337,146	Renee Demski	\$ 273,535
Former Officer			Howard Gwon	\$ 300,070	Howard Gwon	\$ 298,265	Howard Gwon	\$ 355,362	Howard Gwon	\$ 250,477
Former Officer					EdwardD. Miller	\$ 834,447	EdwardD. Miller	\$ 1,010,411	EdwardD. Miller	\$ 2,277,689

Title	Current	2014	2013	2012	2011	2010
Chairman	David C. Hodgson	David C. Hodgson	David C. Hodgson	Francis X Knott	Francis B. Burch Jr	C. Michael Armstrong
Vice Chairman	Michael D. Hankin	Francis X Knott	Francis X Knott		Francis X Knott	Francis X Knott
Vice Chairman	Mayo A. Sharruck, III	Paul B. Rothman MD	Paul B. Rothman MD	Paul B. Rothman MD		
Asst Treasurer		Thomas Trzcinski (330,597)	Stuart Erdman (\$678,907)	Stuart Erdman (\$742,493)	Stuart Erdman (\$974,933)	Stuart Erdman (\$526,063)
Assistant Secretary		Samuel H. Clark Jr. (\$453,629)	Samuel H. Clark Jr. (496,974)	Samuel H. Clark Jr. (\$811,434)	Samuel H. Clark (\$505,062)	Samuel H. Clark (\$398,020)
Assistant Secretary			Peter B. Mancino (\$333,000)			
Trustee		Barbara P. Dover	Barbara P. Dover	Barbara P. Dover	Barbara P. Dover	
Trustee		George L. Bunting Jr.	George L. Bunting Jr.	George L. Bunting Jr.	George L. Bunting Jr.	George L. Bunting Jr.
Trustee		Ronald J. Daniels JD, LLM	Ronald J. Daniels JD, LLM	Ronald J. Daniels JD, LLM	Ronald J. Daniels JD, LLM	Ronald J. Daniels JD, LLM
Trustee	James T. Drescher Jr.	James T. Drescher Jr.	James T. Drescher Jr.	James T. Drescher Jr.	James T. Drescher Jr.	James T. Drescher Jr.
Trustee		Ira T. Fine, MD	Ira T. Fine, MD	Ira T. Fine, MD	Ira T. Fine, MD	Ira T. Fine, MD
Trustee	Christopher W. Kersey, MD	Christopher W. Kersey MD, MBA	Christopher W. Kersey MD, MBA	Christopher W. Kersey MD, MBA	Christopher W. Kersey MD, MBA	Christopher W. Kersey MD, MBA
Trustee		Traci S. Lerner	Traci S. Lerner	Traci S. Lerner	Traci S. Lerner	Traci S. Lerner
Trustee		Milton H. Miller, Jr.	Milton H. Miller, Jr.	Milton H. Miller, Jr.	Milton H. Miller, Jr.	Milton H. Miller, Jr.
Trustee		Theodore L. Deweese MD	Theodore L. Deweese MD			
Trustee		Marjorie Rodgers Chesire				
Trustee	Jeffrey H. Aronson			Lenox D. Baker JRMD	Lenox D. Baker JRMD	Lenox D. Baker JRMD
Trustee	Janie Elizabeth Bailey			Harold E. Fox MD	Harold E. Fox MD	
Trustee	William C. Baker			Charles H. Salisbury Jr	Charles H. Salisbury Jr	Charles H. Salisbury Jr
Trustee	S. Andrew Banks			C. Michael Armstrong		
Trustee	Douglas L. Becker					Deidre A. Bosley
Trustee	Sherry F. Bellamy, Esquire					George J. Dover MD
Trustee	Edward L. Cahill					
Trustee	Marjorie Rogers Chesire					
Trustee	N. Anthony Coles, MD					
Trustee	William E. Conway, Jr.					
Trustee	Sarah Miller Coulson					
Trustee	James C. Davis					
Trustee	Paul J. Diaz					
Trustee	Ina R. Drew					
Trustee	Jack Bradley Dunn, IV					
Trustee	R. Christian Banghard Evensen					
Trustee	Josh E Fidler					
Trustee	Louis J. Forster					
Trustee	William Thomas Gerrard					
Trustee	Stuart S. Janney, III, Esquire					
Trustee	Sachiko Kuno, PhD					
Trustee	Ethan D. Leder					
Trustee	Kyle P. Legg					
Trustee	Pamela Mars-Wright					
Trustee	Gail J. McGovern					
Trustee	J. Mario Molina, MD					
Trustee	Walter D. Pinkard Jr.					
Trustee	Kevin A. Plank					
Trustee	Arnold I Richman					
Trustee	Brian C. Rogers					
Trustee	David M. Rubenstein					
Trustee	Kim K.W. Rucker					
Trustee	Alton J. Scavo					
Trustee	Charles P. Sheeler, Esquire					
Trustee	Joseph A. Sullivan					
Trustee	Howard G. Woolley					

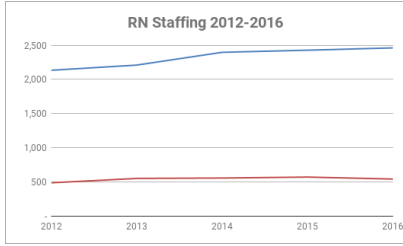
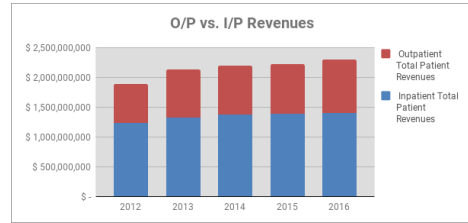
Hospital Name	Fiscal Year Begin Date	Fiscal Year End Date	Year	Number of Beds	Inpatient Days - Total All Patients	Discharges - Total All Patients	Patient Revenues - Total Patient Revenues Inpatient	Patient Revenues - Total Patient Revenues Outpatient	Total operating expenses	Net patient revenues	Net income (or loss) for the period	Total assets	Total liabilities	Net Assets	Full-time registered nurses	Part-time registered nurses	Total RN	Full-time total personnel	Part-time total personnel	TOTAL Pers
THE JOHNS HOPKINS HOSPITAL	07/01/2011	06/30/2012	2012	957	286,134	48,423	\$ 1,232,319,305	\$ 658,740,600	\$ 1,668,622,561	\$ 1,654,266,061	\$ 85,222,574	\$ 2,769,848,000	\$ 1,798,380,000	\$ 971,468,000	2,134	485	2,619	7,996	1,379	9,375
THE JOHNS HOPKINS HOSPITAL	07/01/2012	06/30/2013	2013	978	305,299	49,484	\$ 1,326,829,779	\$ 810,304,404	\$ 1,874,743,705	\$ 1,841,096,368	\$ 70,218,628	\$ 2,850,956,000	\$ 1,608,645,000	\$ 1,242,311,000	2,210	540	2,750	8,603	1,470	10,073
THE JOHNS HOPKINS HOSPITAL	07/01/2013	06/30/2014	2014	985	309,192	49,988	\$ 1,376,131,781	\$ 823,394,252	\$ 1,906,036,067	\$ 1,862,006,539	\$ 86,097,000	\$ 2,993,526,000	\$ 1,654,026,000	\$ 1,339,500,000	2,397	555	2,952	8,876	1,486	10,362
THE JOHNS HOPKINS HOSPITAL	07/01/2014	06/30/2015	2015	993	319,443	48,487	\$ 1,388,267,165	\$ 843,664,096	\$ 2,025,661,053	\$ 1,879,930,679	\$ 68,468,000	\$ 2,975,092,000	\$ 1,685,624,000	\$ 1,289,468,000	2,428	569	2,997	8,983	1,596	10,579
THE JOHNS HOPKINS HOSPITAL	07/01/2015	06/30/2016	2016	993	317,448	46,702	\$ 1,399,469,865	\$ 908,831,761	\$ 2,152,342,294	\$ 1,968,018,138	\$ 80,891,000	\$ 3,037,933,000	\$ 1,940,833,000	\$ 1,097,100,000	2,462	540	3,002	9,204	1,386	10,590

Year	Number of Beds
2012	957
2013	978
2014	985
2015	993
2016	993



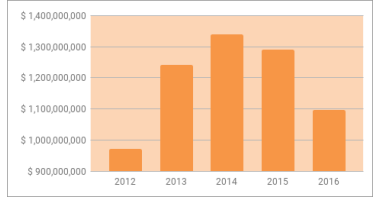
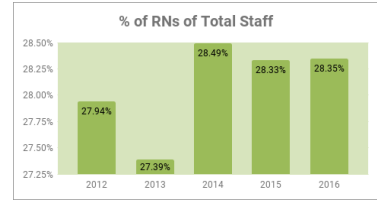
Year	Discharges - Total All Patients
2012	48,423
2013	49,484
2014	49,988
2015	48,487
2016	46,702

Year	Inpatient Total Patient Revenues	Outpatient Total Patient Revenues
2012	\$ 1,232,319,305	\$ 658,740,600
2013	\$ 1,326,829,779	\$ 810,304,404
2014	\$ 1,376,131,781	\$ 823,394,252
2015	\$ 1,388,267,165	\$ 843,664,096
2016	\$ 1,399,469,865	\$ 908,831,761

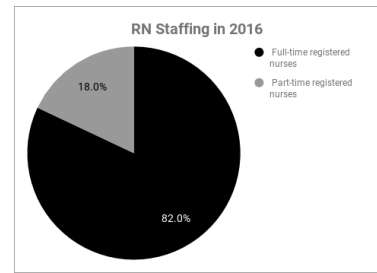


Year	Net income
2012	\$ 85,222,574
2013	\$ 70,218,628
2014	\$ 86,097,000
2015	\$ 68,468,000
2016	\$ 80,891,000

Year	Total assets	Total liabilities	Net Assets
2012	\$ 2,769,848,000	\$ 1,798,380,000	\$ 971,468,000
2013	\$ 2,850,956,000	\$ 1,608,645,000	\$ 1,242,311,000
2014	\$ 2,993,526,000	\$ 1,654,026,000	\$ 1,339,500,000
2015	\$ 2,975,092,000	\$ 1,685,624,000	\$ 1,289,468,000
2016	\$ 3,037,933,000	\$ 1,940,833,000	\$ 1,097,100,000



Year	Full-time registered nurses	Part-time registered nurses	Total RN
2012	2,134	485	2,619
2013	2,210	549	2,759
2014	2,397	555	2,952
2015	2,428	569	2,997
2016	2,462	540	3,002



Year	Full-time total personnel	Part-time total personnel	TOTAL Pers
2012	7,996	1,379	9,375
2013	8,603	1,470	10,073
2014	8,876	1,486	10,362
2015	8,983	1,596	10,579
2016	9,204	1,386	10,590

Year	Full-time registered nurses	Part-time registered nurses	Total RN
2016	2,462	540	3,002

Year	Total RN	TOTAL Pers	% of RNs
2012	2,619	9,375	27.94%
2013	2,759	10,073	27.39%
2014	2,952	10,362	28.49%
2015	2,997	10,579	28.33%
2016	3,002	10,590	28.35%

Year	% of RNs
2012	27.94%
2013	27.39%
2014	28.49%
2015	28.33%
2016	28.35%

Year	Net Assets
2012	\$ 971,468,000
2013	\$ 1,242,311,000
2014	\$ 1,339,500,000
2015	\$ 1,289,468,000
2016	\$ 1,097,100,000

